

# SPECIFICATION SHEET

TOA DKK

## Dissolved Oxygen Analyzer (4-wire system)

OBM-162A

The OBM-162A is a 4-wire dissolved oxygen analyzer housed in a robust, die-cast aluminum enclosure, making it ideal for installation and use out in the field.

The meter has double circuit (incl. water temperature) transmission output 4 to 20mA DC and upper and lower limit alarm contact output (contact a).



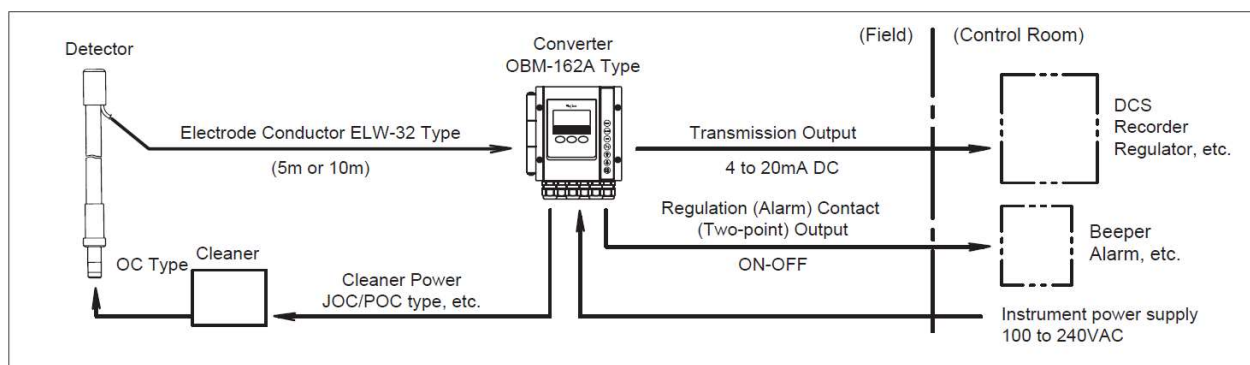
### Features

- **Able to change transmission output range**  
The output range can be set within the measurement range 0 to 50mg/L by using 0.01mg/L as the unit and above 1.00mg/L.
- **Able to determine whether the electrode is in good condition during calibration**  
In case normal calibration cannot be conducted, the meter will display "Zero calibration error", "Span calibration error" and "Low response"
- **Temperature display and output:**  
The instrument displays the temperature of the sample and provides a transmission output of 4 to 20mADC.
- **Measurement value conversion**  
Measured values can be converted to a concentration value better suited to operation management needs.
- **Enable simple operation by the waterproof keys on the front panel**  
All the operations can be carried out on the 10 waterproof keys of the front panel without opening door
- **Able to resume detection mode automatically**  
After 2 hours maintenance mode, the system will resume measurement mode automatically.
- **Calibration history:**  
The date, time, current value, and temperature at the time of calibration can be saved automatically up to 10 times. This makes it easy to save information for future reference.

### (Optional)

- **100VAC output for cleaner control**  
The combination of water-injection cleaner and pulse air-injection cleaner will need it.
- **RS-232C output**  
In case dedicated communication cable is connected to RS-232C output, it will transmit data for the computer.
- **Membrane damage detection function**  
In case the membrane is damaged, electrode abnormal signal will be output through dedicated electrode and dedicated cable.

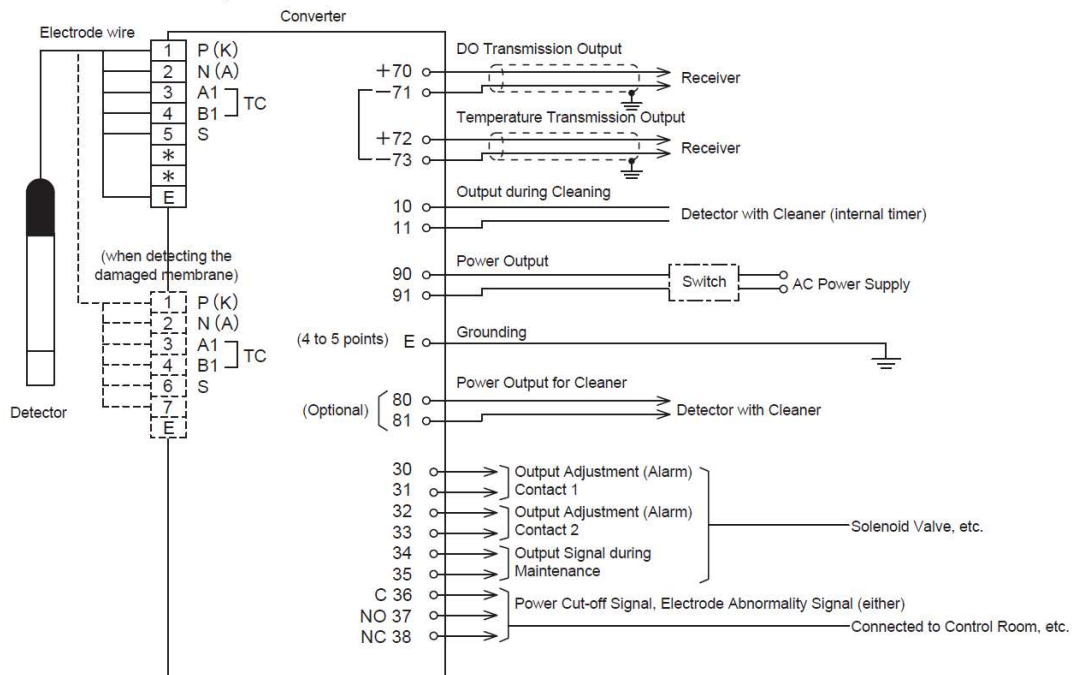
### Structural Diagram



## Standard specification

<b>Product Name</b> :	Dissolved Oxygen Analyzer	<b>Electrode error signal output</b> :	Contact closed (contact c) when an electrode error occurs, such as when a temperature compensation element error occurs or the membrane is damaged.
<b>Model</b> :	OBM-162A Type	<b>Power cut-off signal output</b> :	Provides a (contact c) signal outputted when a power failure occurs. Contact capacity; 250VAC 3A or 30VDC 3A or less (resistance load)
<b>Measurement</b> :	Membrane polarographic method	<b>Under cleaning signal input</b> :	Transmission output is held while a closed contact input signal is being outputted. No-voltage contact signal.
<b>Method</b>		<b>Display</b> :	LCD
<b>Measurement range</b> :	DO ...0.00 to 50.00mg/L (resolution 0.01mg/L) Temperature ...- 10.0 to 100.0°C (resolution 0.1°C) SAT...0.0 to 200.0% (resolution 0.1%) without transmission output (display only) O <sub>2</sub> ...0.0 to 30.0% (resolution 0.1%) without transmission (display only)	<b>Calibration method</b> :	zero; electrical zero or zero liquid Span; atmosphere or Air saturated water
<b>Transmission output range</b> :	DO...0.00 to 50.00mg/L Upper limit side of the output range can be set from 1.00 to 50.00 mg / L. (in increments of 0.01 mg / L) Temperature ... -5 to 100 °C The minimum width is 10 °C. (Both the upper and lower limit values can be set in increments of 1 °C)	<b>Transmission output</b> :	Isolated...4 to 20mA DC, load resistance below 650Ω
<b>Performance</b> :	Linearity, within 1FS, or 0.05mg/L within the range of 0 to 2mg/L (equivalent input as a reference) Repeatability within 0.8% FS, or 0.04mg/L within the range of 0 to 2mg/L (equivalent input as a reference)	<b>Ambient temperature and humidity</b> :	-20 to 55°C, below 95%RH (No freezing)
<b>Temperature compensation</b>	0 to 45°C	<b>Power supply</b> :	90 to 264VAC, 50/60Hz
<b>Alarm contact output</b> :	Number of circuits; 2 circuits, contact a. Contact capacity; 250VAC 3A or 30VDC 3A or less (resistance load) Sensitivity; Values within 5% of the transmission output range (2 points) can be specified	<b>Power consumption</b> :	approx. 10VA
<b>Under maintenance signal output</b> :	Contact closed during maintenance (contact a) Contact capacity; 250VAC 3A or 30VDC 3A or less (resistance load)	<b>Structure</b> :	equivalent to IP65
		<b>Installation</b> :	50A Pipe (optional; mounted on wall or rack)
		<b>Material</b> :	body...aluminum casting Window...polyester resin
		<b>Paint finish</b> :	silver (metallic gray), N1.5 (Munsell Color System)
		<b>Terminal</b> :	cable connector x 6 (for cable with external diameter 6 to 12 ) Dismantle the cable connector and connect to conduit (G ½×6)
		<b>Weight</b> :	approx. 2kg

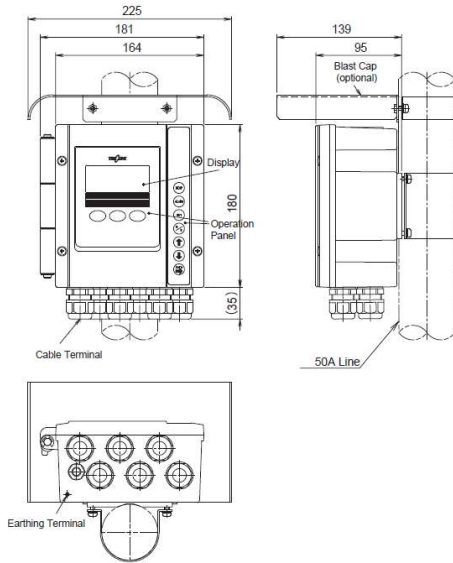
## Diagram of Wiring between Devices



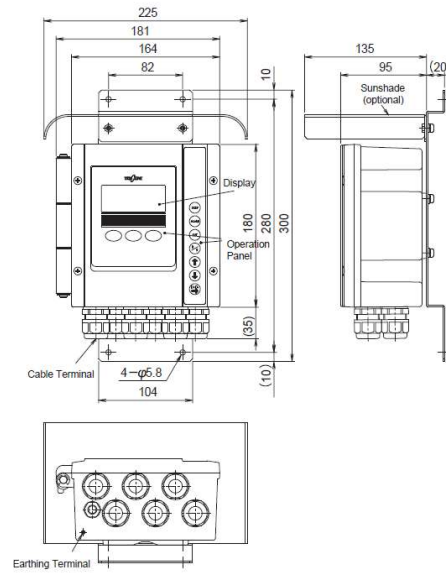
## Outline Dimension

Unit: mm

### ● Pipe installation



### ● Mounted on wall or rack



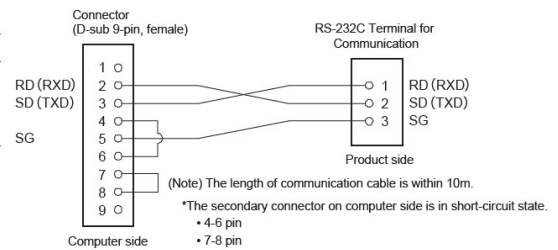
## Optional

### ● RS-232C Communication Function

When user selects Yes  
RS-232 output, a RS-232C communication terminal will be added to the terminal, which can transmit digital test data to computer.

Terminal block for RS-232C

Terminal Number	Signal Code	Signal Name	Direction
1	RD (RXD)	Receiving data	Input
2	SD (SXD)	Sending data	Input
3	SG	Earthing for signal transmission	—


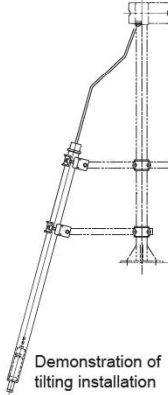
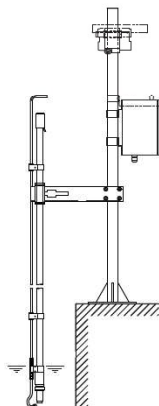
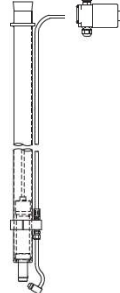
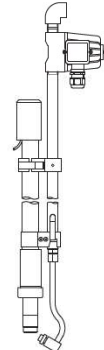


Structure of Special Communication Cable

## Combined Detector

The type, specifications and shape of the typical combined detector are shown as below. Please select according to installation and measurement conditions.

The DO electrode installed is 7533L Type (ordinary; for sewage treatment), or 7536L Type (for defecation treatment). The special conductor is ELW-32 Type. The DO electrode to install on the optional membrane damage detection is 7540L Type (for defecation treatment). The special conductor is ELW-067 Type.

Product Name	DO Immersion type DO electrode holder	DO Drop-in type DO detector	Immersion type detector with pulse air-jet cleaner	Drop-in type detector with water-jet cleaner	Immersion type detector with water-jet cleaner
Model	OC-711	OC-950	POC-7D	JOC-950C	JOC-711C
Structure	Outdoor rain-proof				
Auto Cleaning Method	No	No	Pulse air-jet	Water-jet or air-jet	Water-jet or air-jet
Mat. of Wet Part	PVC	PVC / SUS304	PVC / SUS316	PVC / SUS316	PVC / SUS316
Sample water temperature	0 to 45°C				
pressure	Atmospheric pressure				
velocity	Electrode part is above 10cm/s				
Length of Detector	L. of clamp: 0.5 to 3.5m	L. of sleeve: 2 to 6m	L. of clamp: 1 to 3m	L. of sleeve: 2 to 6m	L. of sleeve: 0.5 to 3m
Weight	Approx. 1kg (1m long)	Approx. 17kg (5m long)	Approx. 4kg (1m long)	Approx. 20kg (5m long)	Approx. 7kg (1m long)
Supply of Cleaning Water or Cleaning Air	No	No	Process air 0.2 to 0.5MPa	Industrial water or process air 0.2 to 0.5MPa	Industrial water or process air 0.2 to 0.5MPa
Power Supply	No	No	100VAC 50/60Hz	100VAC 50/60Hz	100VAC 50/60Hz
Shape		 Demonstration of tilting installation			



**DKK-TOA CORPORATION**



**CAUTION**

Please read the operation manual carefully before using products.

Overseas Sales Division:  
DKK-TOA Corporation  
29-10, 1-Chome, Takadanobaba, Shinjuku-ku,  
Tokyo 169-8648 Japan  
Tel : +81-3-3202-0225 Fax : +81-3-3202-5685

<http://www.toadkk.co.jp/english>

Information and specifications are subject to change without notice.